



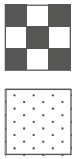
POLIURETANO AD INIEZIONE / INJECTION POLYURETHANE

Ruote con poliuretano ad iniezione e nucleo in poliammide 6. Queste ruote hanno una gamma di diametri che va da mm 60 a mm 200 e, abbinata alle diverse tipologie di supporti medi, pesanti ed extra pesanti, consentono portate comprese tra Kg 70 e Kg 800.

Wheels with injection polyurethane tread and polyamide 6 centre. These wheels are available in a range of diameters between mm 60 and mm 200 and combined with the various types of medium duty, heavy duty and extra heavy duty castors allow load capacities between Kg 70 and Kg 800.

Supporti / Castors					
Ruota Wheel	Descrizione Description	Medio Medium duty	Pesante Heavy duty	Extra pesante Extra heavy duty	Extra pesante gemellato Twin extra heavy duty
 17 17G-S	Ruota in poliuretano ad iniezione DESMOPAN®, nucleo in poliammide 6. <i>Injection polyurethane DESMOPAN® wheel tread, polyamide 6 centre.</i>	 31 31A 31B 31F 31BIS 31BISB 31ANT 31ANTB 31ANTF	 32 32A 32B 32BIS 32BISB		
Pag / Page 82		Pag / Page 84	Pag / Page 85		
 21 21-S	Ruota in poliuretano ad iniezione DESMOPAN®, nucleo in poliammide 6. <i>Injection polyurethane DESMOPAN® wheel tread, polyamide 6 centre.</i>		 60 60A 60B 60BIS 60BISB	 60Y 60YA 60YB 60YBIS 60YBISB	
Pag / Page 86			Pag / Page 88	Pag / Page 89	
 5L	Ruota in poliuretano ad iniezione DESMOPAN®, nucleo in poliammide 6. <i>Injection polyurethane DESMOPAN® wheel tread, polyamide 6 centre.</i>	 5 5A 5B 5F 5ANT 5ANTB 5ANTF			
Pag / Page 90		Pag / Page 91			
 17L	Ruota in poliuretano ad iniezione DESMOPAN®, nucleo in poliammide 6. <i>Injection polyurethane DESMOPAN® wheel tread, polyamide 6 centre.</i>	 31L 31LA 31LB 31LF 31LBIS 31LBISB 31LANT 31LANTB 31LANTF			
Pag / Page 92		Pag / Page 93			

RUOTA / WHEEL



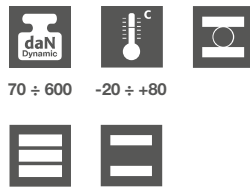
17 / DESMOPAN® 97 Shore A



17G-S / DESMOPAN® SOFT 80 Shore A

17 17G-S

Ruota in poliuretano ad iniezione DESMOPAN®, nucleo in poliammide 6 / Injection polyurethane DESMOPAN® wheel tread, polyamide 6 centre



70 ÷ 600 -20 ÷ +80

Ruota con rivestimento in poliuretano DESMOPAN® ad iniezione 97 Shore A o Soft 80 Shore A. Nucleo in poliammide 6. Mozzo su cuscinetti a sfere schermati assemblati con distanziale centrale, gabbia a rulli o foro passante.

Wheel with polyamide 6 centre coated with injection DESMOPAN® polyurethane tread 97 Shore A or Soft 80 Shore A. Hub on roller bearings, plain bore or shielded ball bearings assembled with central spacer.

60x24	-	10	-	12	32x10	70
80x30	40	30	12	12	32x10	120
80x30	40	-	12	-	-	120
100x30	40	30	12	15	35x11	170
100x30	40	-	12	-	-	170
125x35	50	30	15	15	35x11	230
125x35	35	-	30	-	-	230
125x35	50	-	15	-	-	230
150x40	50	35	15	15	40x12	400
150x40	50	-	20	-	-	400
150x40	-	35	-	20	40x12	400
150x40	60	-	20	-	-	400
160x40	58	-	20	-	-	450
175x45	58	40	20	20	47x14	500
175x45	50	-	20	-	-	500
200x50	58	45	20	25	52x15	600
200x50	-	45	-	20	52x15	600
200x50	-	58	-	20	47x14	600

SUPPORTI / CASTORS



31



31A



31B



31F



31BIS



31BISB



31ANT



31ANTB



31ANTF

Medio / Medium duty

Ruota in poliuretano ad iniezione DESMOPAN®, nucleo in poliammide 6 / Injection polyurethane DESMOPAN® wheel tread, polyamide 6 centre



70 ÷ 300



-20 ÷ +80

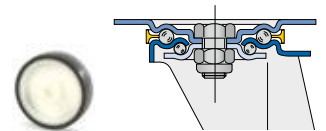


Supporti tipo medio in acciaio stampato zinco-cromato rotanti su doppia corona di sfere. Assemblaggio con dado autobloccante. Anello parapolvere sul giro di sfere.

Medium duty castors in zinc-chromium plated pressed steel, turning on double rim of balls. Assembled with self locking nut. Dust cover ring on the balls.

Accessori a richiesta: perni filettati e cilindrici di varie dimensioni.
On request: threaded pin fitting and round stem fitting with various dimensions.

La ruota 17G-S può essere assemblata con tutti i supporti tipo medio.
Wheel 17G-S can be assembled with all medium duty castors.



Icona	Icona	Icona	Icona	Icona	Icona	Icona	Icona	Icona	Icona	Icona
60x24	100x85	80x60	8,5x12	37	89	87	20x50	12	70	100
80x30	100x85	80x60	8,5x12	37	108	106	20x50	12	120	150
100x30	100x85	80x60	8,5x12	37	128	126	20x50	12	120	150
125SEx35	100x85	80x60	8,5x12	37	154	152	20x50	12	130	170
125x35	100x85	80x60	8,5x14	42	155	150	22x50	12	170	220
125x35	140x110	105x80	11x16	42	155	150	22x50	12	170	220
150SEx40	100x85	80x60	8,5x12	37	179	177	20x50	12	130	170
150x40	100x85	80x60	8,5x14	45	181	178	22x50	12	200	250
150x40	140x110	105x80	11x16	45	181	178	22x50	12	200	250
160x40	140x110	105x80	11x16	55	197	194	22x50	16	300	380
175x45	140x110	105x80	11x16	55	208	205	22x50	16	300	380
200x50	140x110	105x80	11x16	55	235	232	22x50	16	300	380

SUPPORTI / CASTORS



32



32A



32B



32BIS



32BISB

Pesante / Heavy duty

Ruota in poliuretano ad iniezione DESMOPAN®, nucleo in poliammide 6 / Injection polyurethane DESMOPAN® wheel tread, polyamide 6 centre



120 ÷ 600



-20 ÷ +80

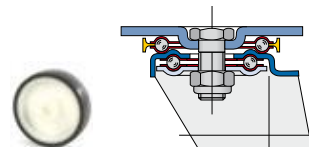


Supporti tipo pesante in acciaio stampato zinco-cromato di forte spessore rotanti su doppia corona di sfere alloggiati in ralle d'acciaio temprato. Assemblaggio con dado autobloccante.

Heavy duty castors in zinc-chromium plated pressed steel, high thickness, turning on double rim of balls fitted in hardening steel thrust-bearings. Assembled with self locking nut.

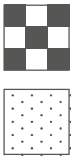
Accessori a richiesta: perni filettati e cilindrici di varie dimensioni. Cuscinetti a sfere 2RS a tenuta stagna o SKF.
On request: threaded pin fitting and round stem fitting with various dimensions. 2RS waterproof or SKF ball bearings.

La ruota 17G-S può essere assemblata con tutti i supporti tipo pesante.
Wheel 17G-S can be assembled with all heavy duty castors.



Icon 1	Icon 2	Icon 3	Icon 4	Icon 5	Icon 6	Icon 7	Icon 8	daN Dynamic	daN Static
80x30	100x85	80x60	9x12	36	118	114	22x50	120	150
100x30	100x85	80x60	9x12	36	135	131	22x50	170	220
125x35	135x110	105x80	13x16	45	166	161	22x50	230	290
150x40	135x110	105x80	13x16	50	189	184	22x50	400	500
160x40	135x110	105x80	13x16	57	216	209	25x65	400	500
175x45	135x110	105x80	13x16	57	238	231	25x65	500	630
200x50	135x110	105x80	13x16	57	251	244	25x65	600	750

RUOTA / WHEEL




21 / DESMOPAN® 97 Shore A



21-S / DESMOPAN® SOFT 80 Shore A

21 21-S

Ruota in poliuretano ad iniezione DESMOPAN®, nucleo in poliammide 6 / Injection polyurethane DESMOPAN® wheel tread, polyamide 6 centre



Ruota pesante con rivestimento in poliuretano DESMOPAN® ad iniezione 97 Shore A o Soft 80 Shore A. Nucleo in poliammide 6. Mozzo su cuscinetti a sfere schermati assemblati con distanziale centrale, gabbia a rulli o foro passante.

Heavy wheel with polyamide 6 centre coated with injection DESMOPAN® polyurethane tread 97 Shore A or Soft 80 Shore A. Hub on roller bearings, plain bore or shielded ball bearings assembled with central spacer.

100x40	49	40	15	15	35x11	300
125x45	49	49	20	20	47x14	400
150x50	59	55	20	20	47x14	500
160x50	59	55	20	20	47x14	500
200x57	59	60	25	25	52x15	800
200x57	59	60	20	20	52x15	800

SUPPORTI / CASTORS



60



60A



60B



60BIS



60BISB

Pesante / Heavy duty

Ruota in poliuretano ad iniezione DESMOPAN®, nucleo in poliammide 6 / Injection polyurethane DESMOPAN® wheel tread, polyamide 6 centre



300 ÷ 800



-20 ÷ +80

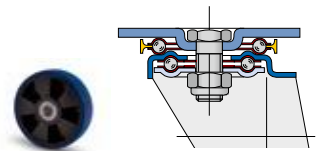


Supporti tipo pesante in acciaio stampato zinco-cromato di forte spessore rotanti su doppia corona di sfere alloggiate in ralle d'acciaio temprato. Assemblaggio con dado autobloccante.

Heavy duty castors in zinc-chromium plated pressed steel, high thickness, turning on double rim of balls fitted in hardening steel thrust-bearings. Assembled with self locking nut.

Accessori a richiesta: perni filettati e cilindrici di varie dimensioni.
On request: threaded pin fitting and round stem fitting with various dimensions.

La ruota 21-S può essere assemblata con tutti i supporti tipo pesante.
Wheel 21-S can be assembled with all heavy duty castors.



100x40	100x85	80x60	9x12	36	135	131	22x50	300	380
125x45	135x110	105x80	13x16	45	166	161	22x50	400	500
160x50	135x110	105x80	13x16	57	238	231	25x65	500	630
200x57	135x110	105x80	13x16	57	251	244	25x65	800	1000

SUPPORTI / CASTORS



60Y



60YA



60YB



60YBIS



60YBISB

Extra pesante / Extra heavy duty

Ruota in poliuretano ad iniezione DESMOPAN®, nucleo in poliammide 6 / Injection polyurethane DESMOPAN® wheel tread, polyamide 6 centre



300 ÷ 800



-20 ÷ +80

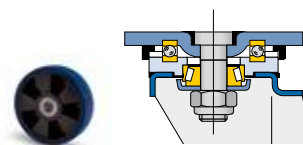


Supporti tipo extra pesante in acciaio stampato e saldato, rotanti su cuscinetto reggispinta ed a rulli conici. Verniciatura epossidica colore nero.

Extra heavy duty castors in pressed and welded high thickness steel, turning on thrust and tapered roller bearings. Black epoxy paint.

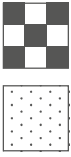
Accessori a richiesta: cuscinetti a sfere 2RS a tenuta stagna o SKF.
On request: 2RS waterproof or SKF ball bearings.

La ruota 21-S può essere assemblata con tutti i supporti tipo extra pesante.
Wheel 21-S can be assembled with all extra heavy duty castors.



100x40	100x85	80x60	Ø 11	36	150	150	22x50	300	380
125x45	135x110	105x80	Ø 13	45	175	175	22x50	400	500
150x50	135x110	105x80	Ø 13	57	235	243	22x50	500	630
160x50	135x110	105x80	Ø 13	57	240	248	25x65	500	630
200x57	135x110	105x80	Ø 13	57	260	260	25x65	800	1000

RUOTA / WHEEL



5L / DESMOPAN® 97 Shore A

5L

Ruota in poliuretano ad iniezione DESMOPAN®, nucleo in poliammide 6 / *Injection polyurethane DESMOPAN® wheel tread, polyamide 6 centre*



100 ÷ 150



-20 ÷ +80



Ruota con rivestimento in poliuretano DESMOPAN® grigio ad iniezione 97 Shore A. Nucleo in poliammide 6 grigio. Mozzo su cuscinetti a sfere o foro passante. Parafili in poliammide grigio.

Wheel with grey polyamide 6 centre coated with injection grey DESMOPAN® polyurethane tread 97 Shore A. Hub on ball bearings or plain bore with grey polyamide thread-guards.

60x25	-	28	-	6	32x10	70
80x25	40	40	8	8	35x11	100
80x25	48	48	8	8	35x11	100
100x30	40	40	8	8	35x11	120
125x30	50	50	10	10	35x11	150
150x36	-	50	-	8	35x11	170

SUPPORTI / CASTORS



Medio / Medium duty

Ruota in poliuretano ad iniezione
DESMOPAN®, nucleo
in poliammide 6 / *Injection
polyurethane DESMOPAN®
wheel tread, polyamide 6 centre*



100 ÷ 150



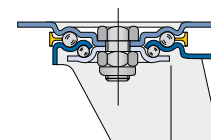
-20 ÷ +80



Supporti tipo medio
in acciaio stampato
zinco-cromato
rotanti su doppia
corona di sfere.
Assemblaggio con
dado autobloccante.
Anello parapolvere
sul giro di sfere.

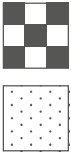
*Medium duty castors
in zinc-chromium
plated pressed steel,
turning on double rim
of balls.
Assembled with self
locking nut.
Dust cover ring on
the balls.*

Accessori a richiesta: perni filettati e cilindrici di varie dimensioni.
On request: threaded pin fitting and round stem fitting with various dimensions.



Model	Plate Size	Plate Size	Plate Size	Stem	Wheel Dia	Wheel Dia	Wheel Dia	Wheel Dia	Wheel Dia	daN Dynamic	daN Static
60x25	100x85	80x60	8,5x12	37	89	87	20x50	12	70	100	
80x25	100x85	80x60	8,5x12	37	108	106	20x50	12	100	130	
100x30	100x85	80x60	8,5x12	37	128	126	20x50	12	120	150	
125x30	100x85	80x60	8,5x14	42	155	150	22x50	12	150	190	

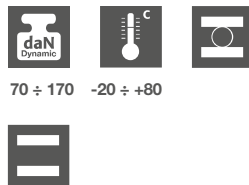
RUOTA / WHEEL



17L / DESMOPAN® 97 Shore A

17L

Ruota in poliuretano ad iniezione DESMOPAN®, nucleo in poliammide 6 / Injection polyurethane DESMOPAN® wheel tread, polyamide 6 centre



Ruota con rivestimento in poliuretano DESMOPAN® rosso ad iniezione 97 Shore A. Nucleo in poliammide 6 nero. Mozzo su cuscinetti a sfere o foro passante. Parafili in poliammide.

Wheel with grey polyamide 6 centre coated with injection red DESMOPAN® polyurethane tread 97 Shore A. Hub on ball bearings or plain bore with polyamide thread-guards.

60x25	-	28	-	6	32x10	70
80x25	40	40	8	8	35x11	100
80x25	48	48	8	8	35x11	100
100x30	40	40	8	8	35x11	125
125x30	50	50	10	10	35x11	150
150x36	-	50	-	8	35x11	170

SUPPORTI / CASTORS



Medio / Medium duty

Ruota in poliuretano ad iniezione DESMOPAN®, nucleo in poliammide 6 / Injection polyurethane DESMOPAN® wheel tread, polyamide 6 centre



70 ÷ 170



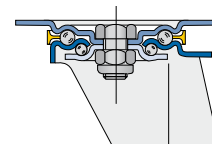
-20 ÷ +80



Supporti tipo medio in acciaio stampato zinco-cromato rotanti su doppia corona di sfere. Assemblaggio con dado autobloccante. Anello parapolvere sul giro di sfere.

Medium duty castors in zinc-chromium plated pressed steel, turning on double rim of balls. Assembled with self locking nut. Dust cover ring on the balls.

Accessori a richiesta: perni filettati e cilindrici di varie dimensioni.
On request: threaded pin fitting and round stem fitting with various dimensions.



Model	W x D	W x D	W x D	W x D	W x D	W x D	W x D	W x D	W x D	daN Dynamic	daN Static
60x25	100x85	80x60	8,5x12	37	89	87	20x50	12	70	100	
80x25	100x85	80x60	8,5x12	37	108	106	20x50	12	100	130	
100x30	100x85	80x60	8,5x12	37	128	126	20x50	12	120	150	
125x30	100x85	80x60	8,5x14	42	155	150	22x50	12	150	190	
125x30	140x110	105x80	11x16	42	155	150	22x50	12	150	190	
125SEx30	100x85	80x60	8,5x12	37	154	152	20x50	12	130	170	
150x36	100x85	80x60	8,5x14	45	181	178	22x50	12	170	220	
150x36	140x110	105x80	11x16	45	181	178	22x50	12	170	220	
150SEx36	100x85	80x60	8,5x12	37	179	177	22x50	12	130	170	