







POLIAMMIDE 6 / POLYAMIDE 6

Ruote in poliammide 6 e poliammide eco-sostenibile. Disponibili in una gamma di diametri che va da mm 50 a mm 250 che, abbinate alle diverse tipologie di supporti medi e pesanti, consentono portate comprese tra Kg 100 e Kg 800.

Polyamide 6 and eco-sustainable polyamide 6 wheels available in a range of diameters between mm 50 and mm 250 and combined with the various types of medium duty and heavy duty castors allow load capacities between Kg 100 and Kg 800.

Supporti / Castors					
Ruota Wheel	Descrizione Description	Medio Medium duty	Pesante Heavy duty	Extra pesante Extra heavy duty	Extra pesante gemellato Twin extra heavy duty
 <p>116 116N 116G</p>	Ruota in poliammide 6. Polyamide 6 wheel.	 <p>118BIS 118BISA 118BISB 118BISC 118BISF 118BISBF 118BISANT 118BISANTB 118BISANTF</p>	 <p>118 118A 118B 118F 118BF</p>		
Pag / Page 116		Pag / Page 118	Pag / Page 119		
 <p>116-P 116N-P 116-PG</p>	Ruota in poliammide 6. Polyamide 6 wheel.		 <p>118-P 118A-P 118B-P 118F-P 118BF-P</p>	 <p>126 126A 126B 126BIS 126BISB</p>	
Pag / Page 120			Pag / Page 122	Pag / Page 123	

RUOTA / WHEEL



116

116

Ruota in poliammide 6
Polyamide 6 wheel



100 ÷ 800



-25 ÷ +85



Ruota in poliammide 6.

Mozzo su cuscinetti a sfere schermati, assemblati con distanziale centrale, gabbia a rulli o foro passante.

Polyamide 6 wheel.

Hub on roller bearings, shielded ball bearings assembled with central spacer, or plain bore.

La ruota può essere assemblata con tutti i supporti di tipo medio, pesante ed extra-pesante.
The wheel can be assembled with all medium, heavy and extra-heavy duty castors.


116N: poliammide 6 nero / 116N: black polyamide 6.

116G: poliammide 6 eco-sostenibile / 116G: eco-sustainable polyamide 6.



50x18	20	-	-	8	-	-	-	-	100
60x35	40	-	-	12	-	-	-	-	150
80x30	40	-	-	15	-	-	-	-	150
80x30	-	40	30	-	12	15	-	35x11	150
100x30	40	-	-	15	-	-	-	-	175
100x30	-	40	30	-	12	15	-	35x11	175
100x40	-	43,5	-	20	-	-	12	-	200
120x20	-	-	20	-	-	12	-	28x8	220
125x40	-	50	45	-	15	15	-	35x11	300
150x40	50	-	-	20	-	-	-	-	400
150x40	-	50	35	-	15	17	-	40x12	400
160x40	-	58	-	-	20	-	-	-	420
175x45	-	-	40	-	-	20	-	47x14	475
175x50	-	58	-	-	20	-	-	-	475
200x50	-	58	45	-	20	20	-	47x14	550
200x50	-	-	45	-	-	25	-	52x15	550
250x48	90	-	60	25	-	25	-	52x15	800

NOTE / NOTES



SUPPORTI / CASTORS



118BIS



118BISA



118BISB



118BISC



118BISF



118BISBF



118BISANT



118BISANTB



118BISANTF

Medio / Medium duty

Ruota in Poliammide 6
Polyamide 6 wheel



120 ÷ 400



-25 ÷ +85

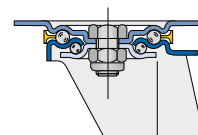


Supporti tipo medio in acciaio stampato zinco-cromato di forte spessore rotanti su doppia corona di sfere alloggiate in ralle d'acciaio temprato. Assemblaggio con dado autobloccante.

Medium duty castors in zinc-chromium plated pressed steel, high thickness, turning on double rim of balls fitted in hardening steel thrust-bearings. Assembled with self locking nut.

Accessori a richiesta: perni filettati e cilindrici di varie dimensioni.
On request: threaded pin fitting and round stem fitting with various dimensions.

Le ruote 116N e 116G possono essere assemblate con tutti i supporti tipo medio.
Wheels 116N and 116G can be assembled with all medium duty castors.



Icon	Icon	Icon	Icon	Icon	Icon	Icon	Icon	Icon	Icon	Icon	Icon
60x35	100x85	80x60	8,5x12	37	89	87	20x50	12	120	150	
80x30	100x85	80x60	8,5x12	37	108	106	20x50	12	120	150	
100x30	100x85	80x60	8,5x12	37	128	126	20x50	12	120	150	
125SEx40	100x85	80x60	8,5x12	37	154	152	20x50	12	130	170	
125x40	100x85	80x60	8,5x14	42	155	150	22x50	12	170	220	
125x40	140x110	105x80	11x16	42	155	150	22x50	12	170	220	
150SEx40	100x85	80x60	8,5x12	37	179	177	20x50	12	130	170	
150x40	100x85	80x60	8,5x14	45	181	178	22x50	12	200	250	
150x40	140x110	105x80	11x16	45	181	178	22x50	12	200	250	
160x40	140x110	105x80	11x16	55	197	194	22x50	16	300	380	
175x50	140x110	105x80	11x16	55	208	205	22x50	16	300	380	
200x50	140x110	105x80	11x16	55	235	232	22x50	16	300	380	
250x48	200x160	150x115	14x26	85	302	298	25x55	-	400	500	

SUPPORTI / CASTORS



118



118A



118B



118F



118BF

Pesante / Heavy duty

Ruota in poliammide 6
Polyamide 6 wheel



150 ÷ 800



-25 ÷ +85

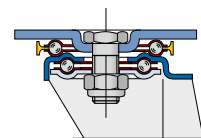


Supporti tipo pesante in acciaio stampato zinco-cromato di forte spessore rotanti su doppia corona di sfere alloggiata in ralle d'acciaio temprato. Assemblaggio con dado autobloccante.

Heavy duty castors in zinc-chromium plated pressed steel, high thickness, turning on double rim of balls fitted in hardening steel thrust-bearings. Assembled with self locking nut.

Accessori a richiesta: perni filettati e cilindrici di varie dimensioni.
On request: Threaded pin fitting and round stem fitting with various dimensions.

Le ruote 116N e 116G possono essere assemblate con tutti i supporti tipo pesante.
Wheels 116N and 116G can be assembled with all heavy duty castors.



Icon 1	Icon 2	Icon 3	Icon 4	Icon 5	Icon 6	Icon 7	Icon 8	daN Dynamic	daN Static
80x30	100x85	80x60	9x12	36	118	114	22x50	150	190
100x30	100x85	80x60	9x12	36	135	131	22x50	175	220
125x40	135x110	105x80	13x16	45	166	161	22x50	300	380
150x40	135x110	105x80	13x16	50	189	184	22x50	400	500
160x40	135x110	105x80	13x16	57	216	209	25x65	420	530
175x50	135x110	105x80	13x16	57	238	231	25x65	475	600
200x50	135x110	105x80	13x16	57	251	244	25x65	550	690
250x48	135x110	105x80	13x16	74	300	-	-	800	1000

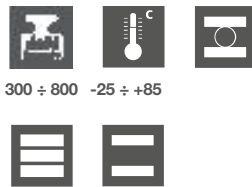
RUOTA / WHEEL



116-P

116-P

Ruota pesante in poliammide 6
Heavy polyamide 6 wheel



300 ÷ 800 -25 ÷ +85

Ruota pesante in poliammide 6.

Mozzo su cuscinetti a sfere schermati, assemblati con distanziale centrale, gabbia a rulli o foro passante.

Heavy polyamide 6 wheel.

Hub on roller bearings, shielded ball bearings assembled with central spacer, or plain bore.

Accessori a richiesta: perni filettati e cilindrici di varie dimensioni.
On request: threaded pin fitting and round stem fitting with various dimensions.

116N-P: poliammide 6 nero. / 116N-P: black polyamide 6.
116-PG: poliammide eco-sostenibile. / 116-PG: eco-sustainable polyamide.



100x40	-	49	40	-	15	15	35x11	300
100x40	-	-	40	-	-	20	42x12	300
125x45	49	-	-	15	-	-	-	400
125x45	-	49	49	-	20	20	47x14	400
150x50	-	59	55	-	20	20	47x14	500
160x50	-	59	55	-	20	20	47x14	500
160x65	-	-	65	-	-	25	52x19	500
180x50	-	-	57	-	-	20	47x19/17	800
200x57	59	-	-	20	-	-	-	800
200x57	-	-	60	-	-	20	52x15	800
200x57	-	59	60	-	25	25	52x15	800

NOTE / NOTES

A large grid of graph paper for taking notes, consisting of 20 columns and 30 rows of small squares.

SUPPORTI / CASTORS



118-P



118A-P



118B-P



118F-P



118BF-P

Pesante / Heavy duty

Ruota in Poliammide 6
Heavy polyamide 6 wheel



300 ÷ 800



-25 ÷ +85



Supporti tipo pesante in acciaio stampato zinco-cromato di forte spessore rotanti su doppia corona di sfere alloggiate in ralle d'acciaio temprato. Assemblaggio con dado autobloccante.

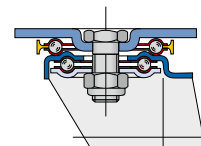
Heavy duty castors in zinc-chromium plated pressed steel, high thickness, turning on double rim of balls fitted in hardening steel thrust-bearings. Assembled with self locking nut.

Accessori a richiesta: perni filettati e cilindrici di varie dimensioni.

On request: threaded pin fitting and round stem fitting with various dimensions 2RS.

Le ruote 116N-P e 116-PG possono essere assemblate con tutti i supporti tipo pesante.

Wheels 116N-P and 116-PG can be assembled with all heavy duty castors.



100x40	100x85	80x60	9x12	36	135	131	22x50	300	380
125x45	135x110	105x80	13x16	45	166	161	22x50	400	500
150x50	135x110	105x80	13x16	57	211	204	25x65	500	630
160x50	135x110	105x80	13x16	57	216	209	25x65	500	630
200x57	135x110	105x80	13x16	57	251	244	25x65	800	1000

SUPPORTI / CASTORS



126



126A



126B



126BIS



126BISB

Extra pesante / Extra heavy duty

Ruota pesante in poliammide 6
Heavy polyamide 6 wheel



300 ÷ 800



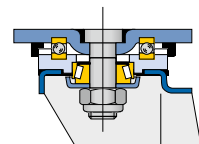
-25 ÷ +85













Supporti tipo extra pesante in acciaio di forte spessore stampato e saldato, rotanti su cuscinetto reggispinta e a rulli conici. Verniciatura epossidica colore nero.

Extra heavy duty castors in pressed and welded high thickness steel, turning on thrust and tapered roller bearings. Black epoxy paint.

Le ruote 116N-P e 116-PG possono essere assemblate con tutti i supporti tipo extra pesante.
Wheels 116N-P and 116-PG can be assembled with all extra heavy duty castors.



									
100x40	100x85	80x60	Ø 11	36	150	150	22x50	300	380
125x45	135x110	105x80	Ø 13	45	175	175	22x50	400	500
150x50	135x110	105x80	Ø 13	57	235	243	25x65	500	630
160x50	135x110	105x80	Ø 13	57	240	248	25x65	500	630
200x57	135x110	105x80	Ø 13	57	260	260	25x65	800	1000